

Manor Enterprise



Key benefits

- Seating for 12 passengers for high-speed transfer
- Large overall deck working area (59m²) with space for containers
- Increased length of 21 metres

Manor Enterprise is a multi-purpose offshore crew transfer vessel designed to transport personnel and equipment to and from offshore wind farms.

The Manor Enterprise has been modernised to maximise the deck space, overall cargo carrying capacity and transit speed through the water; extensive reconditioning, lengthening and re-engining works were carried out to enable operation of IPS propulsion and hybrid auxiliary power systems.

Inside, the vessel provides a compact, uncluttered cabin that comfortably accommodates 12 personnel for crew transfers. It also features ample storage, making it a truly well-equipped workhorse for the offshore wind industry.

Description and features

General specification




Length overall:	21.0m
Beam:	6.4m
Draught:	1.9m
Min. displacement:	31 tonnes
Max. displacement:	60 tonnes
Material:	Aluminium
Aft deck space:	35m ²
Fwd deck space:	24m ²
Maximum speed:	28 knots
Fuel capacity:	10,000 litres
Cargo capacity:	20 tonnes
Battery:	15kw hybrid battery
Range:	1,300 nm

Machinery

Main engines:	2x Volvo Penta D13 700hp
Propulsion:	2 x IPS900
Generator:	Cummins 1 x Onan 13.5kw
Deck crane:	Fassi F38 1 tonne at 2 metres
A-frame:	Available on request
Survey tables:	Available on request

Classification

Class notation:	NA
Flag / coding:	UK Cat 1 inc. DG
Personnel:	12 + 2 crew



Can't find what you are looking for?

Contact our global sales team at sales@oegrenewables.com or visit our website to find your regional representative at [oeg.group](https://www.oeg.group)

E & OE - All dimensions and weights are accurate at the time of creation. Please check exact specifications of units with your local representative when ordering.

